


6000 Gallon Semi Nurse Trailer

- 40' Tandem Axle Trailer
- Mix Station
- Two 3000 Gallon Elliptical Leg Tanks
- Mini Bulk Platform




40' Trailer
• LED Running Lights




(800) 843-5241 • www.kbhequipment.com

Corporation


P.O. Box 670 • 395 Anderson Boulevard • Clarksdale, MS 38614



- **Mix Station**
- 60 Gallon Inductor with Stand
- 16" Easy Pour Lid
- 1.5" Recirculating Valve



- **Mini Bulk Platform**
- 110" x 96" with Hinged Gates Both Sides
- 4 Tons Capacity



- **Two 3000 Gallon Elliptical Leg Tanks**
- Sight Gauge
- 3" Bolted Fittings



- **Multiple Axle Configurations Available**
- Shown with Three Fixed Axles (22.5" Tires) and an Air Lift Tag Axle (shown with 17.5" Tires - Also Available 22.5" Tires)



- **Banjo Pump**
- Model 300 PIH
- 3" Cast Iron

- **Honda GX240 Engine**
- Electric/Recoil Start

- **Optional Hose Reel**
- Electric with Wireless Remote
- 30' x 3" Discharge Hose
- 3" Female Quick Coupler

Specifications

Leg Tanks

- 3000 Gallon Elliptical
- Sight Gauge, 1.6" Threaded Vented Lid

Tank Bands

- 4 Bands Per Tank with J Hooks

Inductor Tank

- 60 Gallon Cone, 1.5" Drain & Recirculating Fitting

Engine

- Honda Gas Model GX240, Electric/Recoil Start

Pump

- Banjo Cast Iron 3" Model 300 PIH

Plumbing

- 3" Full Port, Recirculating Valves

Discharge

- 30' x 3" Hose, Female Quick Coupler

Hose Reel (Optional)

- Electric, Remote Switch

Mini Bulk Platform

- 110" Long x 96" Wide (4 Tons Capacity)

Trailer

- 40' Drop Deck, Tandem Axle
- 255/70R 22.5 Radial Tires
- LED Light System
- ABS Anti Lock Brakes
- Leaf Spring Suspension
- 25,000 lb Capacity Per Axle

